





1.2.2: Average percentage of students enrolled in subject-related Certificate/ Diploma / Add-on courses as against the total number of students during the last five years

**DETAILED PROGRAM REPORTS OF THE SUBJECT-RELATED
ADD-ON COURSES**

S.NO	DESCRIPTION	VIEW DOCUMENTS
1.	ACADEMIC YEAR 2022-23	
2.	ACADEMIC YEAR 2021-22	
3.	ACADEMIC YEAR 2020-21	
4.	ACADEMIC YEAR 2019-20	
5.	ACADEMIC YEAR 2018-19	