






**8.1.5 The students are trained for using High End Equipment for Diagnostic and therapeutic purposes in the Institution.**

- Cone Beam Computed Tomogram (CBCT)
- CAD/CAM facility
- Imaging and morphometric softwares
- Endodontic microscope
- Dental LASER Unit
- Extended application of light based microscopy (phase contrast microscopy/polarized microscopy/fluorescent microscopy)
- .Immunohistochemical (IHC) set up

S.NO	PARAMETER	LINK
1	Usage registers	
2	Invoice of Purchase	
3	Geotagged Photographs	
4	Any additional information	
5	Links for additional information	



# **J.K.K.NATTRAJA DENTAL COLLEGE & HOSPITAL**

( MANAGED BY J.K.K. RANGAMMAL CHARITABLE TRUST )

Natarajapuram, NH-544 (Salem to Coimbatore ),

Kumarapalayam – 638 183, Namakkal District, Tamil Nadu.

PH : +91 93458 55001 +91 94887 33332, +91 99653 63 999

E- Mail : dental @jkkn.ac.in

Web: [www.jkkn.ac.in](http://www.jkkn.ac.in)

---

