




Metric	Description
6.3.3	Average number of professional development / administrative training programmes organized by the Institution for teaching and non- teaching staff during the last five years

HEI Input:		2022-23	2021-22	2020-21	2019-20	2018-19
		11	09	04	06	06
DVV Suggested Input	:					
Change Input (optional)	:					

HEI Input:

DVV Clarifications	HEI Response
<ul style="list-style-type: none"> ➤ Detailed program report for each program should be made available Reports of the Human Resource Development Centers (UGC ASC or other relevant centers). ➤ Reports of Academic Staff College or similar centers Verification of schedules of training programs. ➤ Copy of circular/ brochure/report of training program self- conducted program may also be considered. 	<ul style="list-style-type: none"> ➤ The HEI has provided, the detailed program report for each program. ➤ The HEI has provided, the reports of Academic Staff College of training programs. ➤ The HEI has provided, the copy of circular/ brochure/report of training program self-conducted program

List of Documents uploaded:

S.No	Particulars of Uploaded documents	Link
1	Certificate of the head of institution	
2	Detailed program report for each program	
3	Reports of Academic Staff College or similar centers Verification of schedules of training programs.	
4	Copy of circular/ brochure/report of training program	