




**4.2.2 Average number of patients per year treated as outpatients and inpatients in the teaching hospital for the last five years**

**INDEX**

S.NO	PARAMETER	LINK
1	Year-wise outpatient and inpatient statistics for the last 5 years	
2	Extract of patient details duly attested by the Head of the institution	
3	Details of the teaching hospitals (attached hospital or shared hospitals after due approval by the Regulatory Council / University) where the students receive their clinical training	
4	Any additional information	