




2.1.3 Average percentage of Students admitted demonstrates a national spread and includes students from other states.

### INDEX

S.NO	PARAMETER	LINK
1	List of students enrolled from other states year-wise during the last 5 years	
2	E-copies of admission letters of the students enrolled from other states	
3	Copy of the domicile certificate as part of the from other states and countries and/or Previous degree/Matriculation / HSC certificate from other state or country	
4	Any other relevant information	